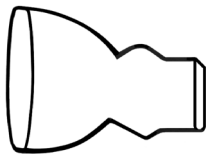


LINK HANDLES - COMMON HANDLE EYE SHAPES

BROAD HATCHETS



Handle models
334

1-5/8" X 19/32"


HALF HATCHETS



Handle models
330

1-17/32" X 17/32"

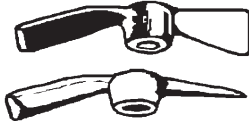
GRUB HOES, NO. 8 EYE



Handle
models
210
214
215

3" X 2"

RAILROAD OR CLAY PICKS & MATTOCKS, NO. 6 EYE



3" X 2"

Handle models
220


GARDEN OR NURSERY MATTOCKS, NO. 7 EYE



Handle
models
240

2-3/4" X 1-3/4"


SMALL EYE GRUB HOES, NO. 9 EYE



Handle models
216

2-1/2" X 1-7/8"

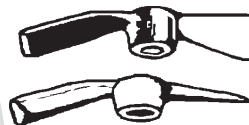
CARPENTER'S ADZE



Handle
models
224

2-5/16" X 1-1/2"

DOUBLE BIT GARDEN MATTOCKS, NO. 10 EYE




Handle models
200

3" X 1"

COMMON HANDLE EYE SHAPES - LINK HANDLES

CLAW HAMMERS, 16 OZ.



Handle models
300
304

1-1/16" X 9/16"

ENGINEER OR BLACKSMITH OR DRILLING HAMMERS



Handle models
423
424
480
481

1" X 3/4"


SPLITTING MAULS, NO. 5 EYE



Handle models
205

2-1/8" X 7/8"

CLAW HAMMERS, 20 TO 24 OZ.



Handle models
310
312
313

1-1/16" X 5/8"

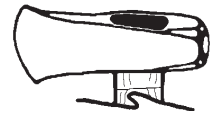
BLACKSMITH HAMMERS, 3-1/2 LB. AND HEAVIER



Handle models
432
433

1-1/4" X 1"


SINGLE BIT SPLITTING MAULS



Handle models
206

2-5/16" X 13/16"

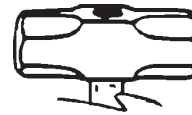
CLAW HAMMERS, 28 TO 32 OZ.



Handle models
321
322

1-3/16" X 3/4"

SLEDGES AND MAULS, 6 TO 16 LB., OVAL EYE



Handle models
001 003
002 004

1-1/4" X 1"

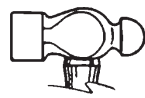
SCOUT OR HUNTER AXES, 1-3/4 LB.



Handle models
369

1-3/4" X 11/16"

BALL PEIN HAMMERS, 16 TO 20 OZ.



Handle models
405

29/32" X 17/32"

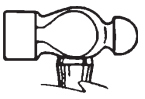
DOUBLE-BIT AXES, 3-5 LB.



Handle models
140
142

2-7/8" X 5/8"


BALL PEIN HAMMERS, 24 TO 28 OZ.



Handle models
407

1-1/16" X 19/32"

SLEDGES AND MAULS, 18 TO 24 LB.



Handle models
010
023

1-1/2" X 1-1/4"

SCOUT AXES, 1-1/4 LB.



Handle models
368

1-11/16" X 5/8"